

# How to login for the first time

## Step 1 :

Visit : <https://lms.indigo.com.sg>

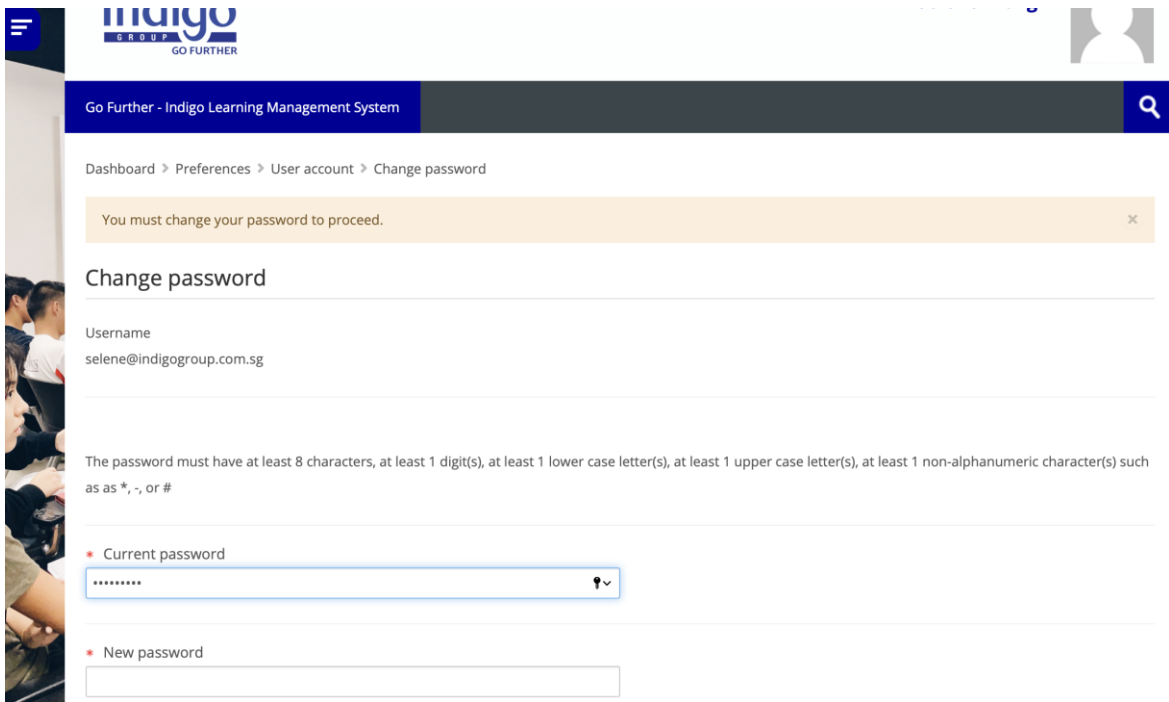


## Step 2:

Key in your username and password

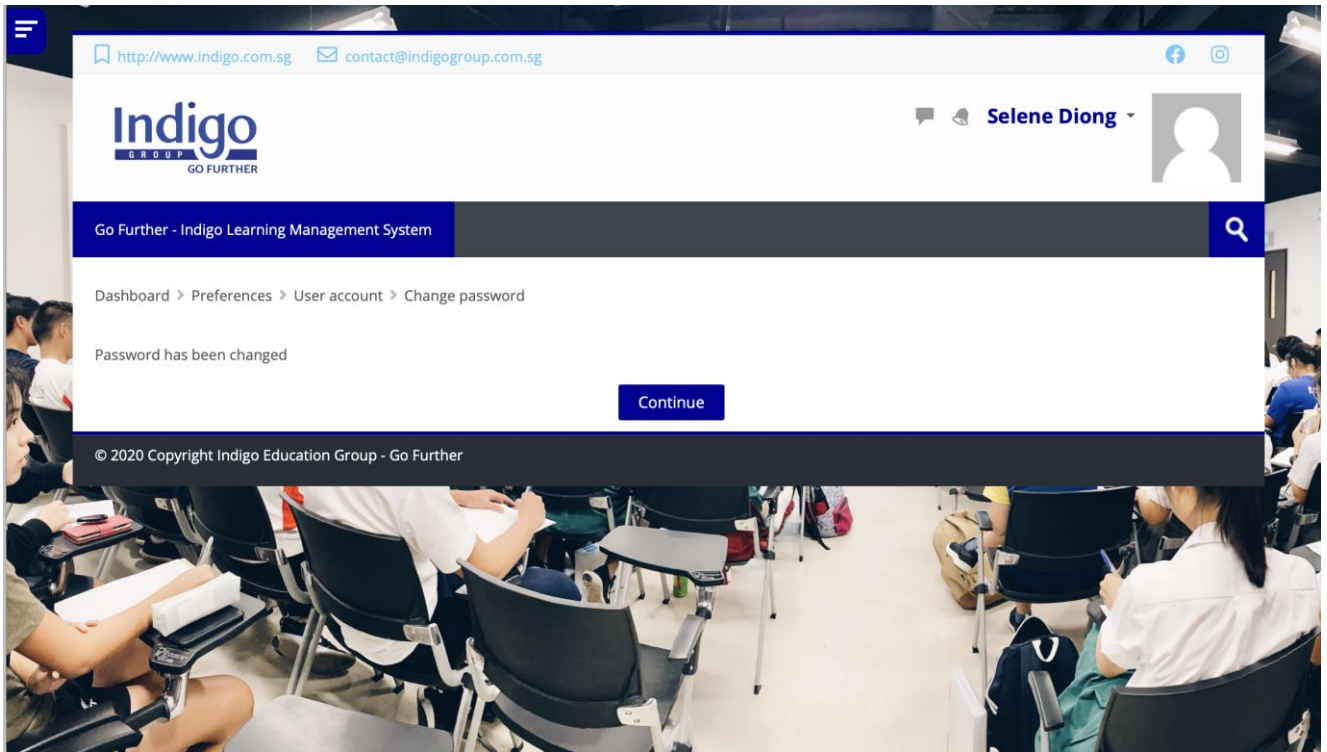
Username: your registered email address

Password: P@55word!

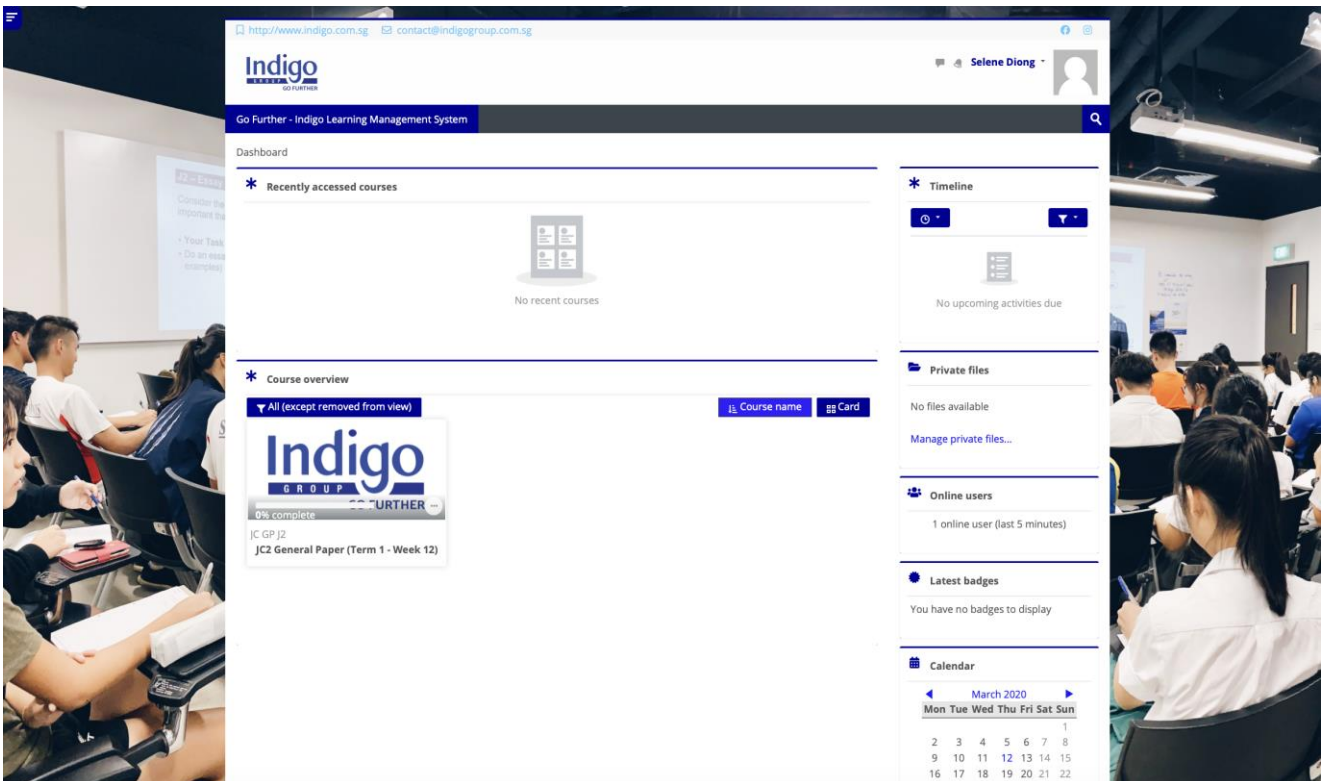


## Step 3:

Change a new password.



## Step 4: Click Continue



## Step 5: Click on the video to watch your lessons

## Step 6 : Enjoy and score your distinctions!

## Commonly asked questions

### **Q: I have forgotten my password.**

A: If you need to reset your password, simply click on the “Forgotten your username or password?” link at the login screen.

### **Q: I cannot find the videos anymore.**

A: The videos are valid for a period of 14 days from the date of upload. If you would like to ask for an extension, you may write to us at [contact@indigogroup.com.sg](mailto:contact@indigogroup.com.sg).

### **Q: The videos are lagging and buffer frequently.**

A: For the best experience, ensure that you are located near your internet router and close all other browsers that are streaming video content.

Frequent buffering also occurs when your Internet bandwidth does not support playback of the selected video quality. Try switching to “Auto” in the quality menu (the default).

### **Q: The videos are very blurry.**

A: Click on the quality menu, i.e. “gear” icon located at the bottom right hand corner of the video screen and select a higher resolution.

### **Q: The videos in my account are not the lessons I have signed up for.**

A: We apologise for the mistake. Please write to us at [contact@indigogroup.com.sg](mailto:contact@indigogroup.com.sg) and state your name/class. We will upload the correct lessons to your account.